



Truck #: _____

PRE-TRIP DRIVER SAFETY/DAMAGE CHECK LIST

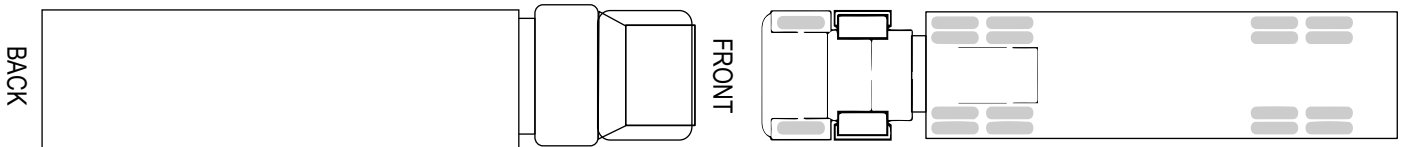
1. Maintain tire air pressure as indicated on tire sidewall. Check for and repair flat tires. Check wheels and rims for damage.
2. Check all brakes.
3. Check all fluid levels.
4. Check all lighting devices, reflectors and other emergency equipment.

USE THESE SYMBOLS FOR DAMAGE IDENTIFICATION

P-Patch B-Bent C-Cut M-Missing BR-Broken H-Hole S-Scrape Sec-Section ND-No Damage


TOP

BOTTOM



RIGHT SIDE

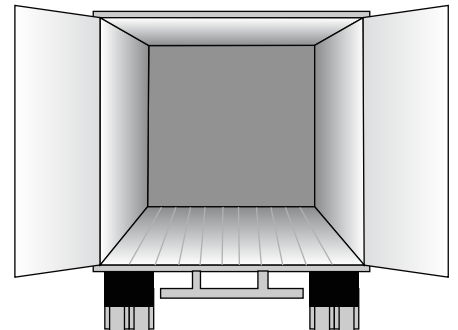

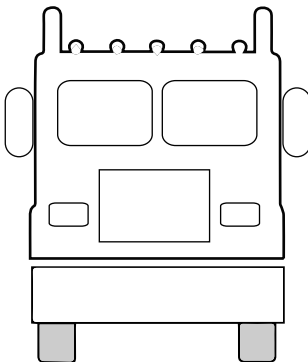
LEFT SIDE



FRONT

REAR

CARGO AREA



ROLL UP DOOR

DOCUMENT ISSUES/DAMAGES ON THE BACK OF THIS SHEET

Driver Name: _____ Driver #: _____

Signature: _____ Date: _____

****Unit described above has been inspected and is in good repair and working condition subject to any exceptions noted above. Any damages not noted prior to trip become the responsibility of driver.**